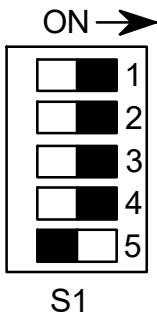
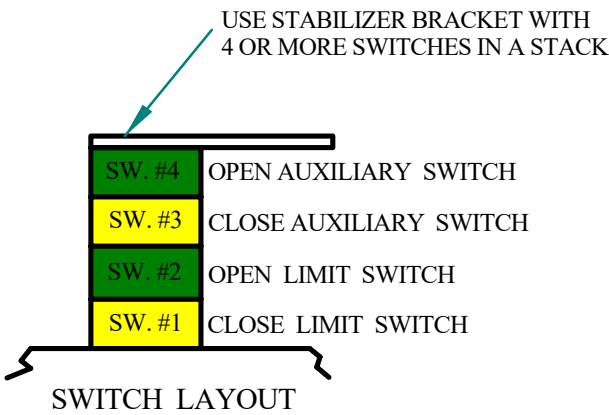
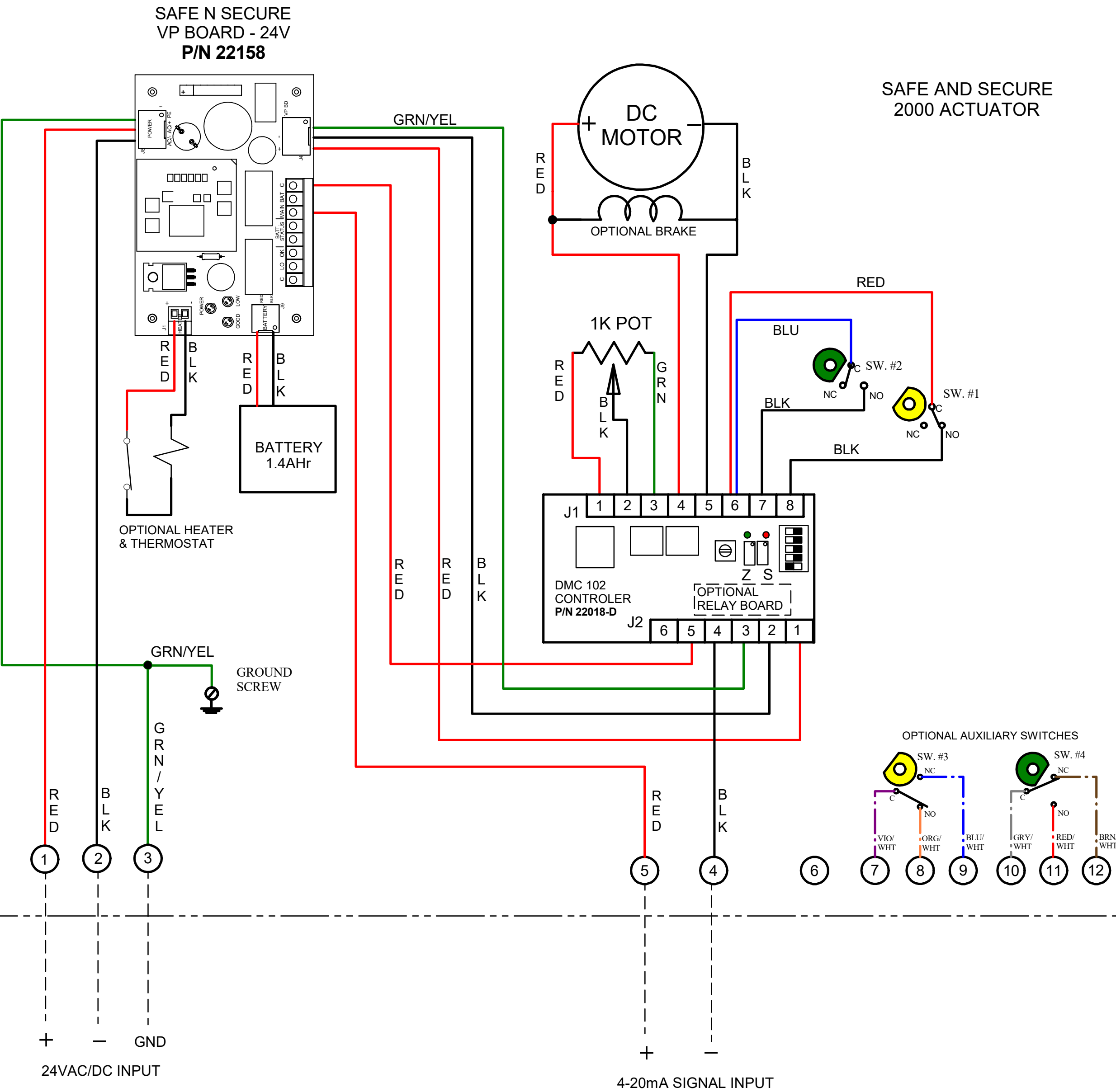


REV	DESCRIPTION	DATE	BY
1	ADDED LATEST SNS BOARD AND WIRING MODS	22AUG24	DJB
2	NEW BACKGROUND, LOGO & COMPONENT P/Ns	22MAY25	DJB



ACTUATOR SHOWN IN OPEN POSITION

- NOTES:**
- 1) INPUT POWER SOURCE TO BE 24VAC OR 24VDC @ 8A MINIMUM.
 - 2) INPUT FUSE IS PICO, TR5 AT 10A, 250VAC.
 - 3) UNIT IS SHIPPED WITHOUT THE BATTERY PLUGGED IN. AFTER INSTALLING UNIT AND CONNECTING INCOMING POWER, PLUG THE POSITIVE BATTERY WIRE PUSH ON ONTO THE RED BATTERY TERMINAL.
 - 4) CAMS FOR LIMIT SWITCHES ARE PRESET AT THE FACTORY. TO INCREASE OR DECREASE VALVE MOTION, ADJUST SLIGHTLY THE ZERO (Z) OR SPAN (S) POTS ON THE POSITIONER BOARD.
 - 5) THE "FAIL" CONDITION IS SET PER THE DIP SWITCHES ON THE DMC-102 CONTROLLER BOARD - SEE DATA SHEET FOR SETTINGS FOR FAIL OPEN, CLOSE OR FAIL IN PLACE.
 - 6) WHEN INCOMING POWER IS PRESENT, BLUE LED WILL BE LIT AND ACTUATOR RUNS OFF OF INCOMING POWER. WHEN INCOMING POWER FAILS, BLUE LED WILL TURN OFF AND THE YELLOW BATTERY LED WILL LIGHT - ACTUATOR WILL MOVE TO THE "FAIL" POSITION 1 TIME AND STAY THERE UNTIL POWER IS RESTORED.
 - 7) RED LED WILL LIGHT WHEN BATTERY VOLTAGE GETS TOO LOW. GREEN LED WILL LIGHT WHEN BATTERY VOLTAGE IS ABOVE 10.5VDC.
 - 8) 4-20mA SIGNAL IS DELIVERED TO THE DMC-102 DC BOARD TO OPEN AND CLOSE THE ACTUATOR.
 - 9) THE ACTUATOR WILL FAIL TO THE OPEN OR CLOSE POSITION IF THE 4-20 SIGNAL FAILS OR THE INCOMING POWER FAILS.
 - 10) DRY CONTACTS ARE PROVIDED TO INDICATE BATTERY STATUS AND INCOMING POWER STATUS. BATTERY STATUS CAN BE CHECKED WITH THE INCOMING POWER ON BY SHORTING THE 2 BATT TEST POINTS J7-2 & J10-1 MOMENTARILY.

FIELD WIRING

PROPRIETARY THE INFORMATION CONTAINED IN THIS DRAWING/ DOCUMENT IS THE SOLE PROPERTY OF INDELAC CONTROLS INC. ANY REPRODUCTION IN PART OR AS A WHOLE WITHOUT THE WRITTEN PERMISSION OF INDELAC CONTROLS IS PROHIBITED Copyright. © 2025 Indelac Controls, Inc All rights reserved.	INDELAC Indelac Controls, Inc. CONTROLS, INC. Florence, Ky. 41042		
	WIRING DIAGRAM, SAFE N SECURE 2000, 24VAC/DC, "L" SERIES; WITH 4-20mA POSITIONER, OPTIONAL HEATER & AUXILIARY SWITCHES - SINGLE ENCLOSURE		
	WJR	115JUN24	W240615