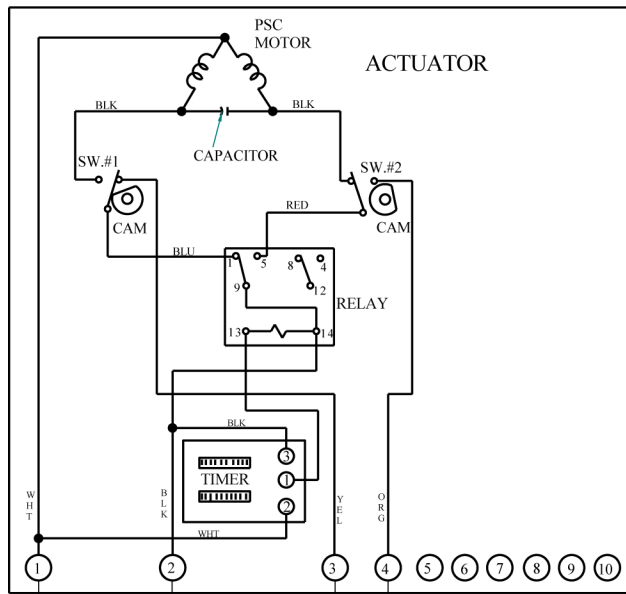


115V POWER SUPPLY

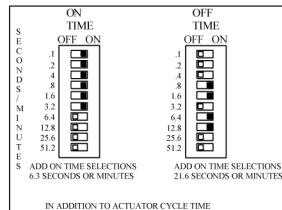
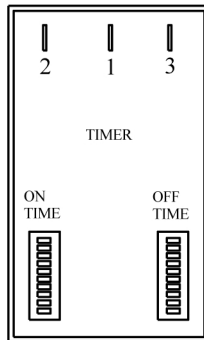
ACTUATOR SHOWN IN THE OPEN POSITION



FIELD WIRING

SPST ON/OFF SWITCH SHOWN FOR ILLUSTRATION ONLY

HOT



AVAILABLE SPEED OPTIONS:

| MODEL | TIMING |
|--------|---|
| CTBA12 | ON .1 TO 102.3 SEC., OFF .1 TO 102.3 MIN. |
| CTBA13 | ON .1 TO 102.3 SEC., OFF 1 TO 1023 MIN. |
| CTBA22 | ON .1 TO 102.3 MIN., OFF .1 TO 102.3 MIN. |
| CTBA23 | ON .1 TO 102.3 MIN., OFF 1 TO 1023 MIN. |
| CTBA33 | ON 1 TO 1023 MIN., OFF 1 TO 1023 MIN. |
| CTBA44 | ON .25 TO 255.75 HRS., OFF .25 TO 255.75 HRS. |

OPERATION:

CONNECTION:

SUPPLY POWER TO T1 & T2
T3 & T4 SUPPLIED FOR LIGHT INDICATION.

WHEN SPST SWITCH IS CLOSED THE ACTUATOR IS ACTIVATED AND WILL OPEN AND CLOSE AS SET USING THE DIP SWITCHES ON THE TIMER. THE CYCLE WILL REPEAT UNTIL POWER IS DISCONNECTED.

FIELD WIRING

IC_I Indelac Controls, Inc.

WIRING DIAGRAM FOR ELECTRIC ACTUATOR WITH TIMER

| | | |
|-----|---------|----------------|
| JLR | 3-26-02 | W040204 |
|-----|---------|----------------|

Actuator with Timer